

Manual TDS Interface

Data Sheet



Manual Thermal Desorption Interface for UNIS 2100 PTV Injector

Application Area

The manual TDS interface is an adaption of the UNIS 2100 PTV injection system and enables a quick change of thermal desorption tubes. The filled TDS tubes are directly desorbed in the UNIS injector body. Combined with the **JAS CryoTrap**, the complete system can be easily integrated into a GC without using much space.

The manual TDS interface is mounted on the GC inlet. A smart gas tight elbow latch provides quick exchange of the TDS tubes. Modification of the UNIS 2100 PTV Injector can be done by the user himself within a short time. Thus, a change between thermal desorption and liquid injection can be performed without investing much time.








System Configuration

- GC: Agilent 7890 and 6890 GC
- Injector: JAS UNIS 2100 PTV
- CryoTrap (recommended)

TDS Tubes

special liners, 4 mm OD

	[JAS 90331 L]	Borosilicate Liner, 88 mm, ID 3 mm, 1 ring restriction, Tenax TA 60-80 (or: 100-120) filling
	[JAS 90330 L]	Borosilicate Liner, 88 mm, ID 3 mm, 1 ring restriction, 2 frits; Tenax filling by customer
	[JAS 90320 L]	Borosilicate Liner, 88 mm, ID 3 mm, 1 ring restriction, Tenax TA 60-80 filling
	[JAS 90335 L]	Borosilicate Liner, 88 mm, ID 3 mm, 1 ring restriction, filled with deactivated borosilicate wool and Carbosieve
	[JAS 90336 L]	Borosilicate Liner, 88 mm, ID 3 mm, 1 ring restriction, filled with deactivated borosilicate wool, Carbosieve and Tenax TA

Customized solutions for special performance requirements are available upon request.

Joint Analytical Systems GmbH

Carl-Zeiss-Straße 49
47445 Moers, Germany

Phone: +49 2841 / 9871-100
Fax: +49 2841 / 9871-222

Website: www.jas.de
E-mail: info@jas.de